

Sparkle and Shine



Inside this Issue

- 1 Cover Story:
February Recap
- 2 Bead Challenge
- 2 Tips and Tricks:
Necklace Sizes
- 3 Cool Events -
Classes & Events
- 4 Membership
Information
- 5 Member 2 Member
Buy, Sell, & Trade

February's Bead Swap and Trunk Show

On Saturday, January 28th, the Baltimore Bead Society hosted a pop-up trunk sale for a small group of vendors at the Howard County Center for the Arts. Vendors included Twisted Sistah, Bead Me A Story, Talisman, D7 Studios, Atlantic Gems, and Back 2 Bead. This lovely group sold an array of materials for all our beading needs, and beadlers flocked to each table to check out the assortment of clasps, silver silk, Miyuki and Czech beads, jump rings for chainmaille, kits, Swarovski crystals, and etched daggers. This was a great opportunity for artists to get to know local vendors from along the east coast.



Working Smarter, Not Harder – Inventory Management

Inventory management is an important part of organization. No matter what craft or project you are working with there is an abundance of information about the supplies needed that needs to be accessible at all times.



Before beginning a project, a crafter needs to know there are enough supplies on hand to complete a project. If the artist finds any materials not on hand or in short supply, the artist will need to know if the material is still available and where the materials can be purchased. In the case of running short on a supply, can you find a perfect match for the color, size, or shape needed. In addition, effectively managing your inventory will help in making purchasing decisions. Managing your vendors allows a smart shopper to compare prices and your customers.

Some of the benefits of managing you inventory include:

- Helps to track inventory on hand
- Avoid duplicate purchases
- Helps to maintain a balance of stock
- Avoid having too much inventory which leads to profit losses
- Meet customer needs
- Assist in record keeping for tax purposes

BBS Tech Tools

This month's meeting consisted of a wealth of information hosted by our own BBS members. Tuesday's social started with a beautiful presentation by Nancy Ennis who shared useful information on Bead Society Tech Tools. Nancy covered useful tips and instructions on how to use technology as a Bead Society member. This included an overview of the BBS Google Group, official website, Facebook groups (public and private), our instagram page, newsletter, and MailChimp's email distribution system. Using our Tech Tools allows us to connect as a beading family in a wide variety of ways, share our creations, and stay up-to-date on events and information regarding our favorite hobby!

At the February meeting, Marcia introduced us to an automated inventory system that will facilitate managing your inventory, vendors, and customers – Enter Craft Maker Pro. Craft Maker Pro is an easy to use program that allows a crafter to enter information only once but can integrate all aspects of your crafting business or hobby. If you would like more information on this system, visit www.craftmakerpro.com. to watch the numerous videos available. You can also find more information and tutorials on Youtube.com that will guide you through the programs many functions.

Baltimore Bead Society

Howard Center for the Arts

8510 High Ridge Road
Ellicott City, MD 21043

<http://www.baltimorebead.org/>
info@baltimorebead.org

Bead Challenge

Bead Challenge – June Meeting

For this challenge, you're making something to hold your badge on you at meetings. It can be a lanyard, strap, brooch, or pin – so long as it keeps your badge up and visible. You may use any technique and any supplies you want. There are only three requirements:


1. It must be wearable. Comfort, size, and colors should suit you, preferably not taking center stage over your jewelry of the day because you will wear it every month at meetings.

2. You must pick a shape from one of these two pictures - the M.C. Escher print "Relativity," and the Henri Rousseau painting "The Equatorial Jungle," and use it at least once in your lanyard. You can make the shape in wire, metal, seed beads, clay, chainmaille, etc, or use a charm, a bead that's the right shape. You can use it once as an accent, hide it in the details, or repeat it as the theme.

3. You must be able to detach it from the plastic badge sleeve; you'll give that back to Judy at the end of a meeting, but you'll keep your badge holder (fyi, the holes in the plastic sleeve are 1/4" in from the top edge and are 1/8" in size).

This challenge is for **everyone** to do, but you don't have to submit yours for judging if you don't want to - wearing it will do.

Finished badge holders are due at the June meeting. The judging will be based on wearability, originality, and your use of the shape you chose.



Tips and Tricks

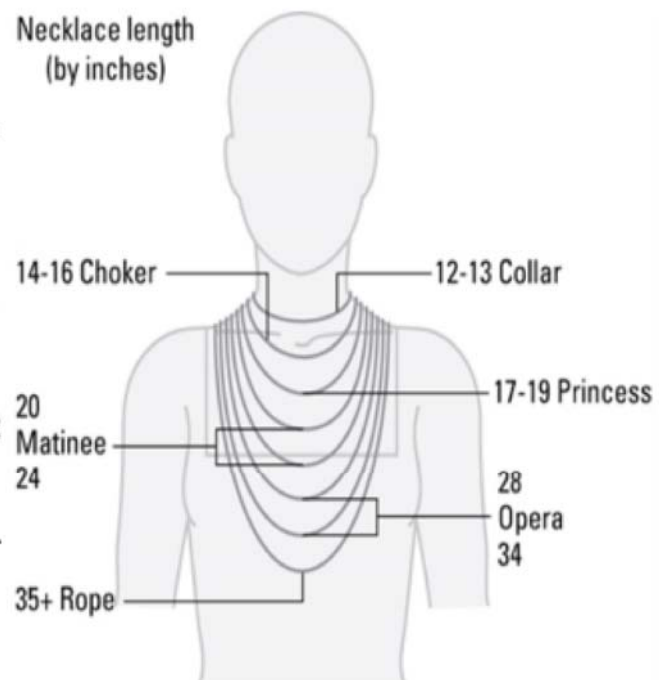
Making Jewelry: Standard Lengths for Necklaces, Bracelets, and Anklets

When you put a lot of time into making a standout piece of jewelry, you don't want to end up with a necklace that's too long or a bracelet that will fall off. Use these recommended lengths when making a necklace, choker, bracelet, or anklet.

Whenever possible, take measurements before crafting pieces for friends, family members, or customers so you can be confident that the masterpiece you create will fit perfectly:

Project Type	Women	Men	Plus sizes	Kids	Baby
Necklace	17"-35" +"	20"	18"-36"	12"-14"	10"-12"
Choker	14"-16"	18"	17"-19"	8"-10"	n/a
Bracelet	7"-7 1/2"	8"-11"	8"	5 1/2"-6 1/2"	3 1/2"- 5"
Anklet	9"-9 1/2"	11"- 14"	10"-10 1/2"	7"-8"	4"-4 1/2"

Necklace length
(by inches)



Cool Events

March 2017

Sun Mon Tue Wed Thu Fri Sat

26	27	28	1	2	3	4
5	6	7	8	9	10	11
12	13	14	15	16	17	18
19	20	21	22	23	24	25
26	27	28	29	30	31	1
2	3	4	5	6	7	8

April 2017

Sun Mon Tue Wed Thu Fri Sat

26	27	28	29	30	31	1
2	3	4	5	6	7	8
9	10	11	12	13	14	15
16	17	18	19	20	21	22
23	24	25	26	27	28	29
30	1	2	3	4	5	6

May 2017

Sun Mon Tue Wed Thu Fri Sat

30	1	2	3	4	5	6
7	8	9	10	11	12	13
14	15	16	17	18	19	20
21	22	23	24	25	26	27
28	29	30	31	1	2	3
4	5	6	7	8	9	10

** Note: There is a small convenience fee to register for classes online through our website,

BaltimoreBead.org **

March

3/4 - Kaleidocycle **Sold Out**

Teacher: Kat Oliva
Time: 10-4:00PM
Class Fee: \$55

3/16 - Chenille Stitch

Teacher: Susanne Schemm
Time: 6:30-9:00PM
Class Fee: \$15
Teacher's notes: Please bring 11/0 seed beads in 2 colors, fireline, needles, bead mat, etc.

3/16 - The Fanciful World of Fairies

Teacher: Priscilla L. Dymczenski
Time: 6:30-9:00PM
Class Fee: \$17 BBS Members / \$27 non-members
Kit Fee: TBD

3/18 - Creating a Personal Focal Pendant

Teacher: Mari O'Dell
Time: 10:00-5:00PM
Class Fees: \$70 for BBS Members / \$80 non-members
Kit Fees: \$25

3/19 - Creating a Personal Focal Pendant

Teacher: Mari O'Dell
Time: 10:00-5:00PM
Class Fees: \$70 for BBS Members / \$80 non-members
Kit Fees: \$25

April

4/20 - Bead Embroidery

Teacher: Susan Davis
Time: 6:30-9:00PM
Class Fees: \$17 BBS Members / \$27 non-members

May

5/18 - Lantern Beads

Teacher: Susann Schemm
Time: 6:30-9:00PM
Class Fees: \$15 BBS Members / \$25 non-members

Membership Information

Renew, Refresh, ReBoot!

General Information

The Baltimore Bead Society is a non-profit educational corporation allowed by law under IRS Section 501 (c)(3). The BBS provides activities and educational opportunities for its members.

Meetings: The Bead Society shall meet 10 months each year, on the second Tuesday of each month from September through June. The monthly member meeting will begin at 6:30 p.m. with refreshments and social time. This is an excellent opportunity to sign up for workshops, check out the lending library, and socialize with other members. Official business will begin at 7 pm. followed by the scheduled activity for the evening.

Activities: Each member is encouraged to participate in BBS activities. Activities may include Thursday Classes, Weekend Workshops, The Annual Bead Show, Bead Challenges, Bingo, and Member Gatherings. Other activities may include Trips, Public Outreach Programs.

Annual Dues: Annual fees for membership is currently \$35.

Member Benefits Include:

- _ Educational Workshops
- _ Guest artist and speakers
- _ Discounts on various BBS classes
- _ Access to the Lending Library
- _ Discounts from various vendors at BBS sponsored shows
- _ Special Events (ie. bead swaps, vendor night, Make & Take activities, etc.)
- _ Discount on annual membership renewal upon completing volunteer requirements
- _ Access to the BBS Website and Social Media Group
- _ Access to the BBS Newsletter

Volunteer Opportunities: Like most not-for-profit organizations, the BBS relies heavily on its members to volunteer their time or services. There are volunteer opportunities at every event both within the Bead Society and outside in the community. A sustainable organization requires all members to participate and contribute in some manner. Please contact the Volunteer Coordinator and express your interest in contributing.

Welcome New Members

Joani Larson
Kim VonVleck
Tammy Czyk

Eileen Painter
Vanessa Boston

YOU DON'T HAVE TO BE
CRAZY TO HANG OUT WITH
ME... I'LL TRAIN YOU! 😊




We'd Love To Have You Join Us!!!

Meet the Board!

President	Debbi Fowlkes
Vice President	JoAnn Albert
Recording Secretary	Claire Jefferson
Corresponding Secretary	Zan Koldeway
Treasurer	Donna Threadgill
Membership	Judy Alexander
Winter Bead Show	Johanna Stange & Celeste Thurston
Program Chair	JoAnn Albert
Thursday Classes	Barbara Svoboda
Weekend Workshops	Robin Dunn
Newsletter Editor/Co-Editor	Marcia Martin & Danielle Martin
Librarian	Katherine Demes
Hospitality	Ellen Ruberry
Photographer	Avie Scates
Bead Swap	Debbie Shipley
Publicity	Nancy Ennis
Archivist	Susan Davis
Showcase Sales	Fran Pearlman
Volunteer Coordinator	Priscilla Dymczenski
Bead Challenge	Gay Durland
Web Coordinator	Celeste Thurston

Member 2 Member

I won't buy any
more craft
supplies until I
use up what I
have at home.

(ha ha ha...) 

favcrafts   

Newsletter Contributions:

All submissions should be sent to
BeadingTogether@gmail.com no
later than the 28th of each
month.

Please include "Newsletter" in
the subject line.

Words to live by:

Bead kind,
bead humble,
bead original, bead
strong, and
bead thankful!



someecards
user card

For Sale

Glass

Fused Glass Art and Technique (Richard La Londe).....List \$44.99.....	\$25.00
Advanced Fusing Techniques, (Boyce Lundstrom).....List \$36.99.....	\$18.00
Introduction to Glass Fusing (Petra Kaiser).....List \$23.95.....	\$11.00
Contemporary Warm Glass (Brad Walker).....List \$47.95.....	\$25.00

Beading

Making Designer Freshwater Pearl Jewelry (Nicole Sherman).List \$24.95..	\$12.00
Beaded Cords, Chains, Straps and Fringe (Beadwork Mag)....List \$9.95....	\$ 4.50
Beading with Crystals (Katherine Almone/Jean Campbell).....List \$24.95...	\$12.00
The Best of Beadwork.....List \$7.99.....	\$ 4.00
Fabulous Fabric Beads (Kristal Wick).....List \$22.95...	\$10.00

Metal Clay

PMC Technic (Tim McCreight)	List \$30.00.....	\$15.00
PMC Decade (Tim McCreight).....	List \$35.00...	\$18.00
Working with Precious Metal Clay (Tim McCreight).....	List \$29.04...	\$14.00
Creative Metal Clay Jewelry (CeCe Wire).....	List #27.95...	\$17.00
Metal Clay for Beaders (Irina Miech).....	List \$19.95...	\$ 9.00
Metal Clay Magic (Nana Mizushima).....	List \$21.95.....	\$11.00
Designing from the Stone-metal clay (Lisa Barth).....	List \$24.98 ...	\$11.00
Metal Clay Jewelry (Louise Duhamel).....	List \$22.99...	\$11.00
Making Pure Silver Accessories with Art Clay.....	List \$22.50...	\$10.00

Metal Work

Jewelry: Fundamentals of Metalsmithing (McCreight).....	List \$29.99.....	\$15.00
Making Metal Beads (Pauline Warg).....	List \$24.95.....	\$12.00

Other

Making a Living in Crafts (Donald A. Clark).....	List \$19.95.....	\$10.00
Uniquely Felt (Christine White).....	List \$24.95.....	\$12.00
Collage Discovery Workshop (Claudine Hellmuth).....	List \$22.99.....	\$11.00
Sew Me, Love Me (stuffed toys).....	List \$19.95.....	\$ 9.00
The Complete Photo Manual (Poplar Photography).....	List \$31.95.....	\$15.00
Shibori (Wada, Rice, Barton) The bible!.....	List \$120.00.....	\$65.00

Cash, Checks, and PayPal accepted

If Interested contact: Teddi Fine (edited@gmail.com)